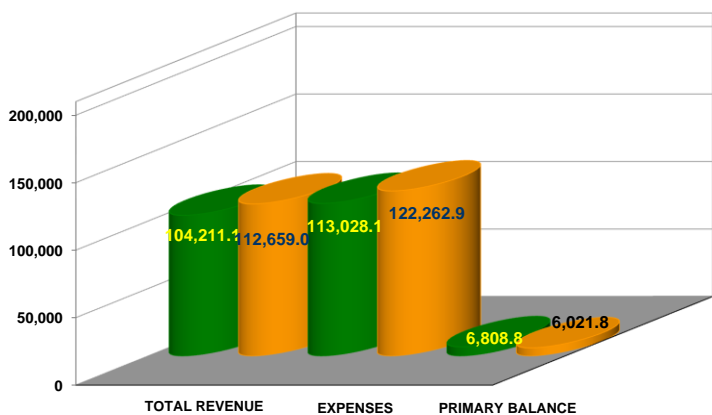


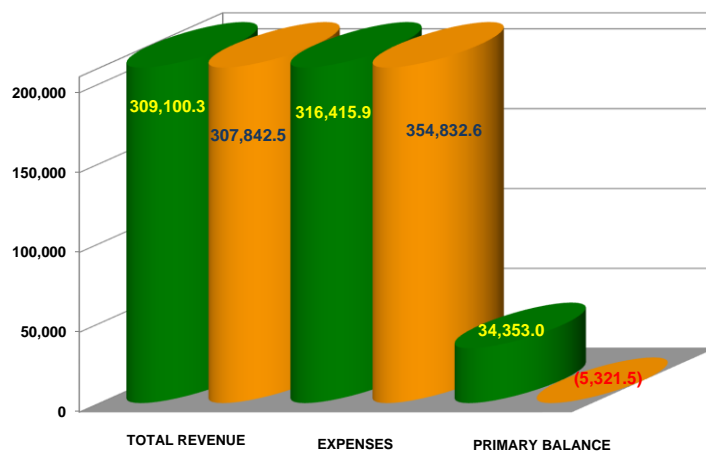
BUDGET PROGRESS
AS OF THIRD QUARTER 2019
(Millions of pesos)


CONCEPT	ANNUAL BUDGET (1)	APPROVED JUL-SEP (2)	ACTUAL JUL-SEP (3)	APPROVED JAN-SEP (4)	ACTUAL JAN-SEP (5)	VARIATION			
						ABSOLUTE		RELATIVE	
						(6=3-2)	(7=5-4)	(8=6/2)	(9=7/4)
TOTAL REVENUE	418,226.0	104,211.1	112,659.0	309,100.3	307,842.5	8,447.9	(1,257.8)	8.1	(0.4)
SALES (SERVICES)	397,516.1	101,533.6	111,854.3	301,067.9	302,412.6	10,320.6	1,344.8	10.2	0.4
OTHER INCOMES	20,709.9	2,677.5	804.7	8,032.4	5,429.9	(1,872.7)	(2,602.6)	(69.9)	(32.4)
EXPENSES	434,702.9	113,028.1	122,262.9	316,415.9	354,832.6	9,234.8	38,416.7	8.2	12.1
CURRENT EXPENSES	331,568.5	92,923.2	98,305.7	263,186.6	284,482.5	5,382.5	21,295.9	5.8	8.1
WAGES AND SALARIES	58,589.9	15,366.1	15,118.3	44,037.4	43,777.9	(247.8)	(259.5)	(1.6)	(0.6)
MATERIALS Y SUPPLIES	160,821.7	48,415.4	56,258.4	133,579.2	158,341.5	7,843.1	24,762.4	16.2	18.5
GENERAL SERVICES	25,985.1	6,504.0	7,933.0	18,570.6	22,701.9	1,429.0	4,131.3	22.0	22.2
PIDIREGAS	85,360.3	22,526.2	18,899.5	66,609.1	59,253.2	(3,626.7)	(7,355.9)	(16.1)	(11.0)
OTHER EXPENSES	811.6	111.5	96.5	390.3	407.9	(15.0)	17.6	(13.4)	4.5
PENSIONES Y JUBILACIONES	40,658.5	10,711.3	10,814.4	29,887.3	30,468.5	103.1	581.2	1.0	1.9
CAPITAL EXPENDITURE	60,969.0	9,016.9	9,538.8	22,211.8	22,773.5	521.9	561.7	5.8	2.5
FINANCIAL INVESTMENT	0.0	0.0	0.0	0.0	0.0	0.0	0.0	n.a	n.a
OTHER EXPENSES	1,506.9	376.7	3,604.1	1,130.2	17,108.0	3,227.4	15,977.8	n.s	n.s
TRANSFERENCES	52,085.8	15,625.7	15,625.7	41,668.6	41,668.6	0.0	0.0	0.0	0.0
PRIMARY BALANCE	35,608.9	6,808.8	6,021.8	34,353.0	(5,321.5)	(786.9)	(39,674.5)	(11.6)	(115.5)

JULY- SEPTEMBER 2019



JANUARY - SEPTEMBER 2019



 APPROVED  ACTUAL