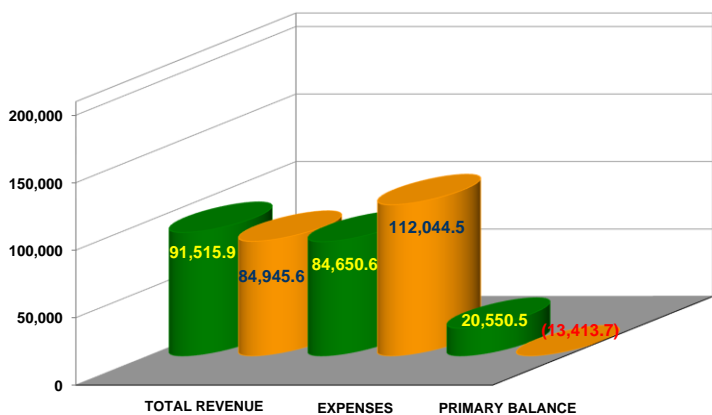


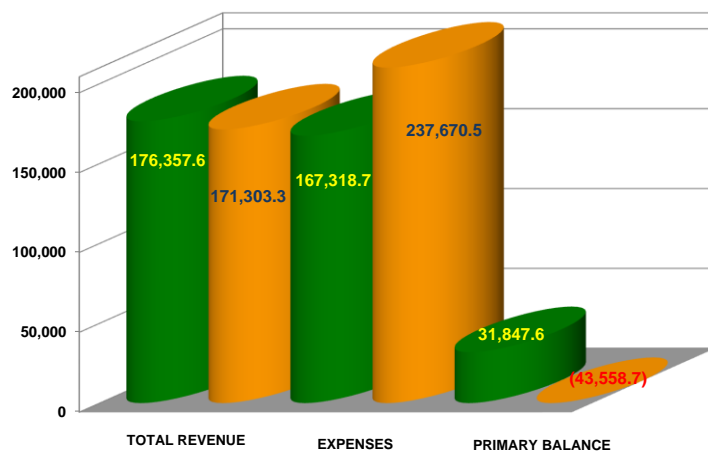
BUDGET PROGRESS
AS OF SECOND QUARTER 2018
(Millions of pesos)



CONCEPT	ANNUAL BUDGET (1)	APPROVED APR-JUN (2)	ACTUAL APR-JUN (3)	APPROVED JAN-JUN (4)	ACTUAL JAN-JUN (5)	VARIATION			
						ABSOLUTE (6=3-2)	(7=5-4)	RELATIVE (8=6/2)	(9=7/4)
TOTAL REVENUE	381,547.8	91,515.9	84,945.6	176,357.6	171,303.3	(6,570.3)	(5,054.4)	(7.2)	(2.9)
SALES (SERVICES)	366,843.0	90,530.4	83,100.7	173,623.8	150,755.0	(7,429.8)	(22,868.8)	(8.2)	(13.2)
OTHER INCOMES	14,704.8	985.5	1,844.9	2,733.8	20,548.3	859.4	17,814.5	87.2	651.6
EXPENSES	387,588.9	84,650.6	112,044.5	167,318.7	237,670.5	27,393.9	70,351.9	32.4	42.0
CURRENT EXPENSES	304,629.4	70,067.0	99,573.8	137,974.8	198,935.3	29,506.7	60,960.5	42.1	44.2
WAGES AND SALARIES	56,788.3	10,823.9	10,819.1	27,210.9	27,282.6	(4.8)	71.7	0.0	0.3
MATERIALS Y SUPPLIES	136,526.4	33,466.9	60,726.8	63,402.3	117,240.2	27,259.9	53,837.8	81.5	84.9
GENERAL SERVICES	26,813.4	4,954.5	7,570.9	9,167.9	13,241.1	2,616.4	4,073.2	52.8	44.4
PIDIREGAS	84,007.4	20,734.8	20,128.8	38,065.2	40,753.3	(606.0)	2,688.1	(2.9)	7.1
OTHER EXPENSES	494.0	86.9	328.1	128.4	418.1	241.1	289.7	277.4	225.6
PENSIONES Y JUBILACIONES	38,698.1	7,935.8	8,119.6	17,985.4	18,262.9	183.8	277.5	2.3	1.5
CAPITAL EXPENDITURE	43,486.9	6,454.1	7,806.1	10,971.2	14,133.5	1,352.0	3,162.3	20.9	28.8
FINANCIAL INVESTMENT	0.0	0.0	0.0	0.0	0.0	0.0	0.0	n.a	n.a
OTHER EXPENSES	774.5	193.6	(3,455.0)	387.3	6,338.9	(3,648.6)	5,951.6	n.s	n.s
TRANSFERENCES	50,179.0	13,685.2	13,685.2	22,808.6	22,808.6	0.0	0.0	0.0	0.0
PRIMARY BALANCE	44,137.9	20,550.5	(13,413.7)	31,847.6	(43,558.7)	(33,964.2)	(75,406.2)	(165.3)	(236.8)

APRIL- JUNE 2018



JANUARY - JUNE 2018



 APPROVED  ACTUAL