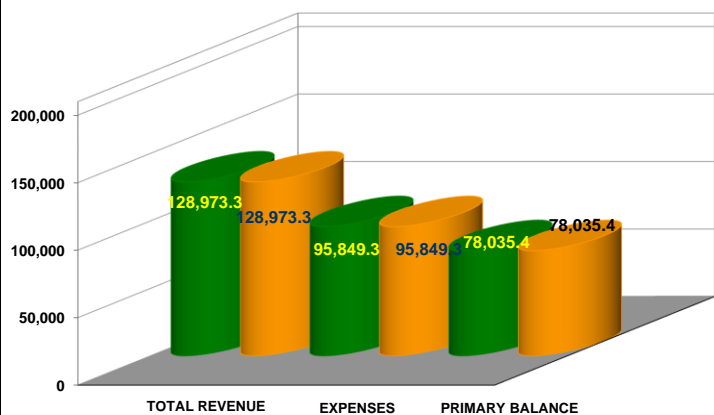


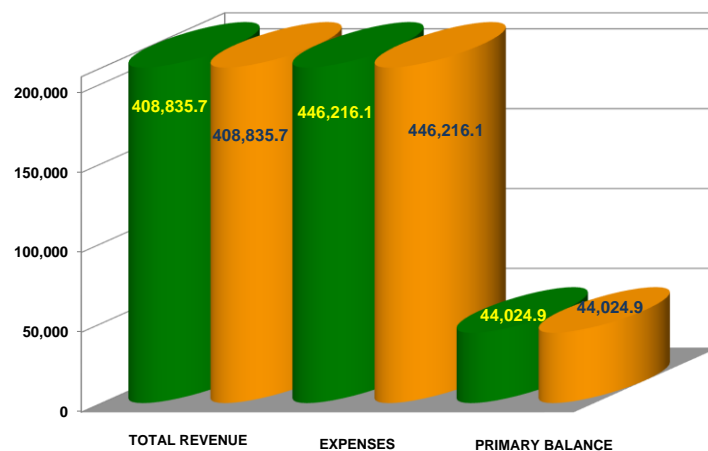
**BUDGET PROGRESS**  
**AS OF FOURTH QUARTER 2018**  
(Millions of pesos)


CONCEPT	ANNUAL BUDGET (1)	APPROVED OCT-DEC (2)	ACTUAL OCT-DEC (3)	APPROVED JAN-DEC (4)	ACTUAL JAN-DEC (5)	VARIATION			
						ABSOLUTE		RELATIVE	
						(6=3-2)	(7=5-4)	(8=6/2)	(9=7/4)
<b>TOTAL REVENUE</b>	<b>408,835.7</b>	<b>128,973.3</b>	<b>128,973.3</b>	<b>408,835.7</b>	<b>408,835.7</b>	<b>0.0</b>	<b>0.0</b>	<b>0.0</b>	<b>0.0</b>
SALES (SERVICES)	375,247.4	117,896.8	117,896.8	375,247.4	375,247.4	0.0	0.0	0.0	0.0
OTHER INCOMES	33,588.3	11,076.4	11,076.4	33,588.3	33,588.3	0.0	0.0	0.0	0.0
<b>EXPENSES</b>	<b>446,216.1</b>	<b>95,849.3</b>	<b>95,849.3</b>	<b>446,216.1</b>	<b>446,216.1</b>	<b>0.0</b>	<b>0.0</b>	<b>0.0</b>	<b>0.0</b>
CURRENT EXPENSES	370,889.7	85,668.0	85,668.0	370,889.7	370,889.7	0.0	0.0	0.0	0.0
WAGES AND SALARIES	56,320.1	14,415.6	14,415.6	56,320.1	56,320.1	0.0	0.0	0.0	0.0
MATERIALS Y SUPPLIES	198,266.2	39,320.9	39,320.9	198,266.2	198,266.2	0.0	0.0	0.0	0.0
GENERAL SERVICES	27,798.6	7,420.4	7,420.4	27,798.6	27,798.6	0.0	0.0	0.0	0.0
PIDIREGAS	87,477.7	24,069.3	24,069.3	87,477.7	87,477.7	0.0	0.0	0.0	0.0
OTHER EXPENSES	1,027.2	441.9	441.9	1,027.2	1,027.2	0.0	0.0	0.0	0.0
PENSIONES Y JUBILACIONES	39,534.3	10,879.7	10,879.7	39,534.3	39,534.3	0.0	0.0	0.0	0.0
CAPITAL EXPENDITURE	37,201.1	11,796.9	11,796.9	37,201.1	37,201.1	0.0	0.0	0.0	0.0
FINANCIAL INVESTMENT	0.0	0.0	0.0	0.0	0.0	0.0	0.0	n.a	n.a
OTHER EXPENSES	(1,409.1)	(12,495.4)	(12,495.4)	(1,409.1)	(1,409.1)	0.0	0.0	n.s	n.s
TRANSFERENCES	81,405.3	44,911.5	44,911.5	81,405.3	81,405.3	0.0	0.0	0.0	0.0
<b>PRIMARY BALANCE</b>	<b>44,024.9</b>	<b>78,035.4</b>	<b>78,035.4</b>	<b>44,024.9</b>	<b>44,024.9</b>	<b>0.0</b>	<b>0.0</b>	<b>0.0</b>	<b>0.0</b>

OCTOBER- DECEMBER 2018



JANUARY - DECEMBER 2018



 APPROVED  ACTUAL