

DEBT INTEGRATION

AS OF JUNE 30, 2020

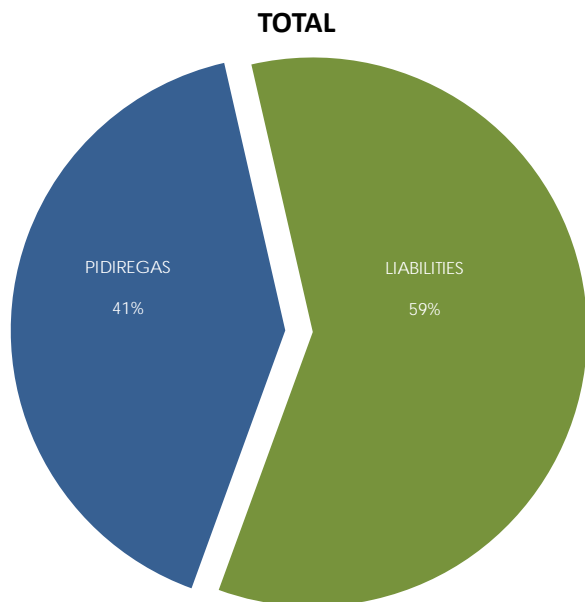
(USD Millions Equivalent)

CONCEPT	BALANCE AS OF JUNE 30, 2020.	2020	2021	2022	2023	2024	AFTERWARDS
PIDIREGAS (FINANCED PUBLIC PROJECTS)	7,238.5	320.5	604.2	576.6	545.1	550.7	4,641.4
INTERNAL DEBT	2,464.1	173.0	318.0	290.4	280.2	303.7	1,098.9
Long Term	2,131.9	-	158.80	290.42	280.15	303.70	1,098.85
Short Term	332.2	172.98	159.20	-	-	-	-
EXTERNAL DEBT	4,774.4	147.5	286.2	286.2	265.0	247.0	3,542.6
Long Term	4,488.2	-	147.52	286.18	264.98	246.98	3,542.58
Short Term	286.2	147.52	138.66	-	-	-	-
LIABILITIES	10,475.3	1,187.0	1,254.2	74.2	1,065.6	1,312.5	5,581.8
INTERNAL DEBT	4,124.3	1,153.6	204.0	-	402.7	-	2,364.0
Long Term	2,766.6	-	-	-	402.7	-	2,364.0
Short Term	1,357.7	1,153.6	204.0	-	-	-	-
EXTERNAL DEBT	6,351.0	33.4	1,050.1	74.2	663.0	1,312.5	3,217.8
Long Term	5,292.8	-	25.3	74.2	663.0	1,312.5	3,217.8
Short Term	1,058.2	33.4	1,024.8	-	-	-	-
TOTAL	17,713.8	1,507.5	1,858.4	650.8	1,610.8	1,863.2	10,223.2

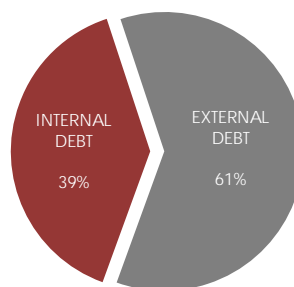
Exchange Rate for outstanding debt revaluation, issued by the Central Bank on June 30, 2020.

It does not include fixed capacity charges from External Energy Producers.

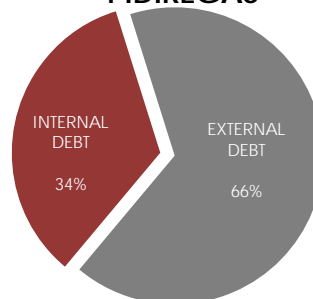
DEBT INTEGRATION JUNE 30, 2020



LIABILITIES



PIDIREGAS



PIDIREGAS: Debt related with Long Term Productive Infrastructure Projects.

LIABILITIES: Debt subscribed directly by CFE.